


# TurnTable Soft



TurnTableSoft is used mainly for transfers to and from car seats, but also chairs and beds, as well as to facilitate rotating/turning. TurnTableSoft has two round discs with an anti-friction material inside that allows the discs to glide freely against each other. TurnTableSoft is available in two sizes.

TurnTableSoft is part of a series of different models of transfer assistive devices. The choice of model and material is determined by the patient's functional capacity and the situations in which the product is to be used.



## Functional inspection

---

### Visual inspection

Check the condition and function of the assistive device regularly. Always inspect the product after laundering. Check to ensure that seams and material are free from damage. Check to ensure that fabric is not worn or faded. If there are signs of wear, the product must be discarded.



## Always read the manual

---

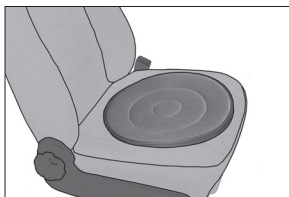
Always read the manuals for all assistive devices used during a transfer.

Keep the manual where it is accessible to users of the product.

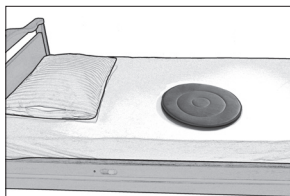
Do not leave the patient unattended during a transfer situation.



## Placement of TurnTableSoft



If used on a car seat, TurnTableSoft is placed on the middle of the seat.

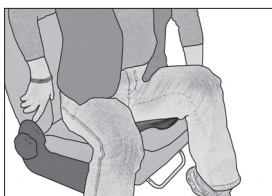


When TurnTableSoft is used on a bed, it is placed near the edge of the bed at a level that allows the patient's head to rest on the pillow when he/she is lying down.

## Using TurnTableSoft on a car seat



The patient sits at an angle on the car seat with legs outside of the car.



The patient then rotates easily while lifting his/her legs into the car.

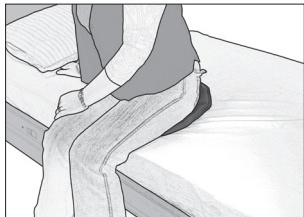


The patient remains seated on the TurnTableSoft during travel. To get out of the car, the patient simply rotates to the side while lifting the legs out of the car. Always wear a seatbelt!

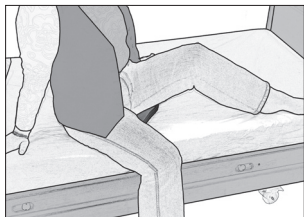
**NOTE!** TurnTableSoft cannot be used on leather or rubberized upholstery.



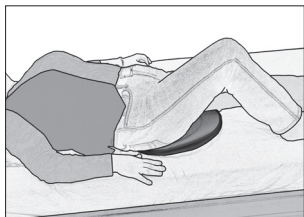
## Using TurnTableSoft on a bed



The patient sits down on the TurnTableSoft.



Grasp the bed for support and rotate while at the same time swinging the legs up onto the bed.



If the patient is able lift his/her buttocks, the TurnTableSoft can be removed, and then replaced when it is time for the patient to sit up gain.



**Material:**

Polyamid, polyester

**Care of the product:**

Read the product label.



Do not use rinsing agent. To ensure maximum material life, hang dry or tumble dry on low heat.

**Size:**

5086 45 cm in diameter

5087 40 cm in diameter

Contact your local distributor if you have any questions about the product and its use. See [www.vancare.com](http://www.vancare.com) for a complete list of distributors. Always make sure that you have the right version of the manual. The most recent editions of manuals are available for downloading from our website, [www.vancare.com](http://www.vancare.com).

Manufactured for:

Vancare, Inc.  
1515 First St  
Aurora, NE 68818  
1-800-694-4525  
[www.vancare.com](http://www.vancare.com)  
[info@vancare.com](mailto:info@vancare.com)

**VANCARE**<sup>®</sup>  
We move body and mind